

OPH01E

Electric order picker

OPH01E is a compact and efficient modern flexible multi-functional picking vehicle. The max working height of 5m is suitable for manual package picking at almost all related facilities. It is ideal for many applications, from material stacking to facilities maintenance. It is 750mm in width, with 1454mm lowest height, which means it can easily enter narrow areas (elevators, doors, etc.). Full-load operation with long battery life makes it perfect for heavy tasks. Undoubtedly, this is a great choice to assist operators in various indoor applications.

Safety is the core of OPH01E models. The lifting process is gentle thanks to proportional hydraulics. The lift speed reduces with increase of lift height, which ensures that the platform can rise to the desired level smoothly and safely. Both models are equipped with automatic closing doors preventing the operation of the truck when doors are opened. Both operating handles equipped with operator's presence buttons forcing a user to control the truck properly ensuring own safety. The lifting structure utilizes high-strength aluminum alloy profiles to implement the concept of lightweight, which not only reduces the impact of structure weight on battery life, but also provides high stability due to the lowered gravity center. The chassis is equipped with rubber cushion pads reducing the influence from possible collisions with different objects.


All models are equipped with buzzer, warning light, rear light and blue-ray running light, providing sufficient warnings to people around. The truck has attractive appearance, great ergonomics and practical design with various storage areas, side light and optional headlight making truck suitable for work in insufficient light conditions.

High-efficiency is the goal of OPH01E. The truck is equipped with Curtis controller which makes the simultaneous operation of lifting and driving not only possible, but also smooth and safe. Both models are equipped with AC motors. OPH01E is equipped with single drive unit located in its front part and paired with electric steering control function, while OPH01* is equipped with dual drive AC motors, improving truck maneuverability and reducing demand for floor conditions thanks to its oscillating axle in front. Side light are included in standard configuration, allowing the operator to see the cargo nameplate even deep in the warehouse with insufficient light.

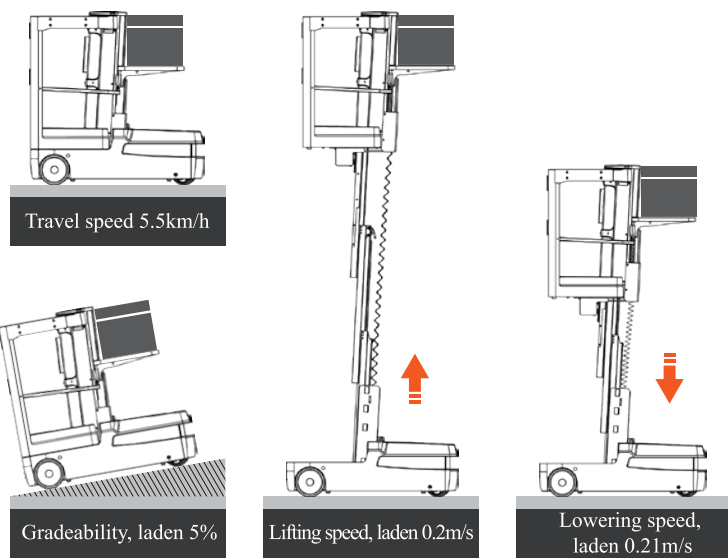
* Only model OPH1E is normally stocked

OPH 01/01E

Electric order picker



High performance and high efficiency



Unique 360° rotating function of OPH01 ensures min turning radius as low as 1300mm, meeting the demand of various narrow spaces. With high-performance low noise Amer AC drives (Italy), OPH01 can quickly arrive at any designated place.

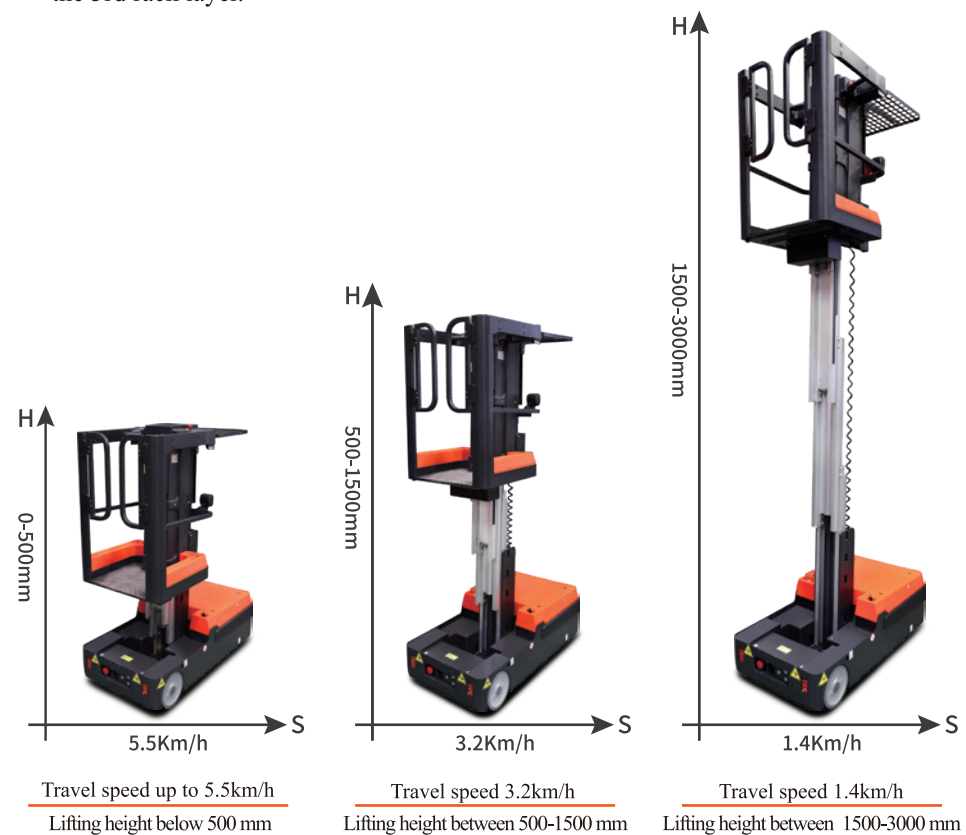


Speed deceleration functions



While platform is raising to its maximum height, the maximum available lift and drive speeds will go through three steps of speed settings according to the following lift height ranges for the platform: 0-500mm, 500-1500mm, 1500-3000mm to ensure the truck's stability and operator's safety.

The working height can reach 5 meters, making it possible to collect materials from the 3rd rack layer.



Intelligent operation, safe and reliable



LCD display shows necessary information, such as safety warnings, speed, steering angle and fault codes. Ensures easier operation and provides hints to a user.



Equipped with the PIN code lock with the function of RFID card access, simplifying the access to the truck, especially for several users operating one truck.



Customized left and right multi-function handles provide quick and accurate response. Lifting, traveling and steering can be operated simultaneously.





Both models are equipped with automatic closing doors preventing the operation of the truck when doors are opened.

High-strength aluminum alloy profiles help to achieve great stability due to the lowered gravity center.

The trucks is equipped with a buzzer, warning light, rear light and blue ray running light. Side light and optional headlight can provide the operator with enough light to take/put the goods in the right place regardless of ambient light.

Perfect observation



Adjustable height of the front shelf allows to ensure good visibility and avoid overlapping of operator’s field of view by goods located on it.

Optional Lithium battery



Fast charging any time and place

Lithium battery thanks to its fast charging and opportunity charging allows to extend working time of the truck significantly.

Lithium batteries do not produce flammable gasses during charging, therefore, do not require ventilation of facilities during charging allowing to achieve higher operational flexibility.

Environment-friendly
High cost-performance ratio

Lithium battery is more environment-friendly during its operational life-time, more cost-effective and maintenance-free. No hydrogen evaporation or pollution during charging, therefore, lithium batteries are suitable for the application with environmental concerns, such as food, chemical and pharmaceutical industries.

In comparison with lead-acid batteries, lithium batteries have much longer lifetime, about 3 times of lead-acid battery. Combining with their maintenance-free feature, lithium batteries’ cost-performance ratio is better and cost of ownership is lower.

Safety
High power and maintenance-free

Lithium battery is using LiFePO4 chemistry cells, with high safety level, battery is equipped with Battery Management System (BMS), which helps to ensure battery’s safety in each moment of its discharging and charging operations.

BMS controls temperature of the battery, voltage and current conditions, provides data exchange via CAN bus with other devices of the truck.



Equipped with Curtis controller, with CAN-bus technology, it is easy to check the truck’s condition and to make troubleshooting.

Type sheet for industrial truck

General Information

1	Manufacturer			NOBLELIFT
2	Model			OPH 01E
3	Power			electric
4	Vehicle Capacities	Operator Compartment kg	kg	135
		Load Tray shelf kg	kg	100
		Load Deck kg	kg	150
5	Vehicle Weight (With Battery)		kg	
6	Platform Step Height		mm	318

Dimensions

7	Platform Lift Height	mm		3015
8	Platform fully lowered	mm		1395
	Platform fully raised	mm		4091
9	Overall Extended Height	mm		4150
10	Work Height	mm		5000
11	Overall Collapsed Height	mm		1454
12	Vehicle Length	mm		1460
13	Vehicle Width	mm		750
14	Wheels, number front/ rear(x=driven wheels)	mm		1 x + 2/2
15	Rear Drive Wheels (d x w)	mm		256 x 80
	Front Caster Wheels (d x w)	mm		220 x 70

Performance

16	Minimum Turning Radius	mm		1300
17	Service Brakes			Regenerative
18	Parking Brake			electromagnetic
19	Gradeability, laden/unladen	%		5/8
20	Travel speed, laden/unladen	km/h	0-500mm 5.5/5.5	500-1500mm 3.2/3.2 1500-3000mm 1.4/1.4
21	Lift speed, laden/unladen	m/s		0.2/0.22
22	Lowering speed, laden/unladen	m/s		0.21/0.18

Batteries

23	Batteries (5h)	V/Ah		24/106
		Kg		2x35
	Energy consumption acc. to VDI cycle	kWh/h		0.41
24	Li Battery	V/Ah		24/60
		Kg		17
25	Charger	Amp		12
	Charger (Li)	Amp		25

Motor

26	Drive motor, output S2 60 min.	kW		0.65
27	Lift motor (Operator Compartment)	kW		2.2
28	Lift motor (Load Tray)	kW		0.8

Electrics

29	Type of drive control			AC- speed control
30	Sound pressure level at the driver’s seat	dB(A)		69

